



Clean Linen Carts

2021 v.1

The Facts:

- Save time for all stakeholders. Everything you need in one place.
- Customizable to accommodate various requirements
- Ergonomic design increases staff protection by avoiding injury
- Easy to assemble welded steel structure
- Available in various sizes (24", 36", 48")
- Durable construction withstands demanding environments



Contact your sales consultant



Also available on the MIP store
store.mipinc.info



MIP

The Softer Side of Healthcare



The Clean Linen Cart

EASE OF USE, EASE OF DISTRIBUTION!

Carts can be altered to meet changing requirements; by adding or removing accessories, a number of combinations can be made to customize the cart for your specific need

The Clean Linen Cart is an intergal part of our **REVOLUTION Linen System.**

"A great solution to an effective system. It's an organized process that saves you both time and money"

– Nancy Cail,
Administrator,
Rexton Lions
Nursing Home Inc.



CLEAN LINEN CART BASE



24"




36"




48"


TOP SHELF



24"



36"



48"

MIP

The Softer Side of Healthcare



SIDE BASKETS



Small Basket




Medium Basket



Large Basket

BAG FRAME



SOLID PLASTIC INSERT



BAGS



Double Bag



Split Double Bag



3 Split Double Bag



4 Split Double Bag

CART COVERS

PVC



VINYL



MIP

The Softer Side of Healthcare



Specifications:

CLEAN LINEN CART BASE

STYLE #	WIDTH	DEPTH	HEIGHT
DC-024/KD	24"	20"	41"
DC-036/KD	36"	20"	41"
DC-048/KD	48"	20"	41"

TOP SHELF

STYLE #	WIDTH	DEPTH	HEIGHT
DC-T24	24"	12.5"	19"
DC-T36	36"	12.5"	19"
DC-T48	48"	12.5"	19"

SIDE BASKETS

STYLE #	WIDTH	DEPTH	HEIGHT
DC-SB-1	11"	5"	8"
DC-SB-2	17"	5"	8"
DC-SB-3	17"	9"	9"
DC-SB-3/L	(Lid for DC-SB-3)		

BAG FRAME

STYLE #	WIDTH	DEPTH	HEIGHT
DC-BF-N	11.5"	18.75"	17.5"

SOLID PLASTIC INSERT

STYLE #	WIDTH	DEPTH
DC-PL-24	23.75"	11"
DC-PL-36	35.75"	11"
DC-PL-48	47.75"	11"

BAGS

STYLE #	TYPE	BINDING COLOR
LBVW/DS/*	1 Compartment	Available in: White (WH),
LBVW/DS/SPL/*	2 Compartments	Yellow (YE), Orange (OR), Taupe (TA)
LBVW/DS/SPL3/*	3 Compartments	Green (GR), Red (RE), Stone Blue (ST)
LBVW/DS/SPL4/*	4 Compartments	

CART COVERS

STYLE #	WIDTH	HEIGHT	COLOR
LCCV/COLOR-SIZE	24", 36", 48"	53"	White, Blue, Green
LCCVB/SIZE/DFST	24", 36", 48"	53"	Blue

MIP The Softer Side of Healthcare